

# will it fit?

## a handy guide to long term lounging

Your ideal sofa delivered hassle free? Sounds like a plan. To make sure this happens, we suggest you **double-double** check the dimensions of your sofa, chair or snuggler. That way you'll know that our delivery team will be able to fit your sofa through your front door and handle any tight hallways, stairs or landings when your delivery day arrives.



### let's get measuring

First, note down the dimensions of your ideal sofa in the boxes below. You can find all sofa dimensions at [sofaworkshop.com](http://sofaworkshop.com). You'll need to refer to these as you take the various measurements around your home.


width ..... frame height\* ..... depth .....

\*The legs are removable on many styles - if this is the case make a note of the 'frame height without legs' measurement.

#### Top tip

Most of our sofas come with removable front legs lowering the height (h) by 3.5 - 12cms. Sometimes only the front legs not the back too. Be sure to check with us.

Our chaise and corner sofas come in two pieces, we also offer removable arms or bolt in half options on many of our sofas for easy access. If these options sound like music to your ears, speak to our Talk Sofa team on **0800 2300 048** or contact your nearest shop for advice.



### getting through doors - option 1

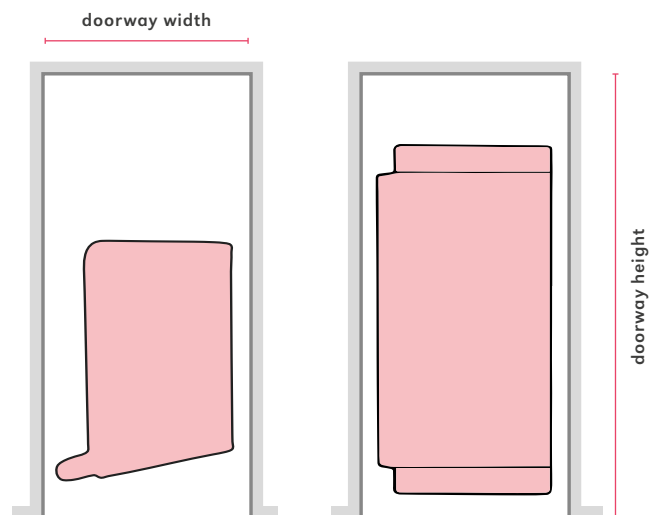
Open your door as wide as possible and measure from the outer edge of the door to the inner edge of the door frame remembering any wriggle room (and fingers!). Always measure from the narrowest point. Record measurements here:

doorway width .....

### getting through doors - option 2

If option 1 doesn't work then our delivery team will try to carry the sofa upright through the door. Record the height of your door frame here:

doorway height .....



#### top tip

Think about the approach to your door. Is there enough room to stand the sofa up or turn in the first instance? If your sofa is too big or too wide why not try removable arms or bolt in half. To talk through your options call our Talk Sofa team on **0800 2300 048** or contact your nearest shop for advice.

#### need help?

If you have any questions and would like to speak to someone about access, please ask in store or call our Talk Sofas Team on **0800 2300 048**. We're always happy to talk sofas!

**SOFA WORKSHOP**  
our craft, your creation



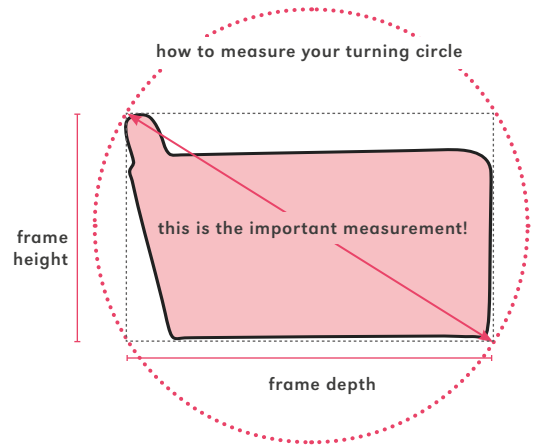
## turning and manoeuvring your sofa

Unless you have a straight run from your front door to the room of choice, the sofa will most likely need to stand upright at some point. When its upright, the sofa will need a big enough 'turning circle' to allow it to rotate 90° to get around corners before moving into your room of choice.

**Top tip:** to work out the turning circle, cut a rectangular piece of card to the sofa frame height x depth dimensions. If you can walk the template from the front doorway to the room of choice, rotating through 90° where required, then your sofa will most likely fit.

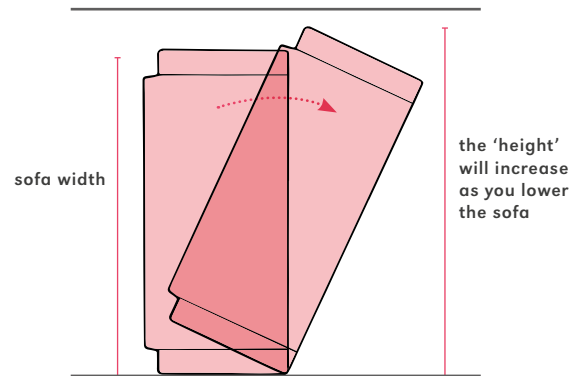
When sizing up consider possible obstructions such as radiators, open doors, picture and dado rails. If the sofa needs to be lowered from an upright position, e.g. to go through a doorway, consider ceiling height and whether light fittings may obstruct access.

**Important:** when lowering your sofa from an upright position the ceiling height will need to be greater than the width (or length) of the sofa.



## going up stairs

Remember that scene from Friends? Measure the width of your stairs at their narrowest point (don't forget to account for handrails and light fixtures). If there's a landing then measure the width, depth and height of your landing. If you have a bannister and need to lift it over, check that the distance between the bannister and the ceiling is greater than the depth of the sofa at the narrowest height so we can PIVOT if needed.

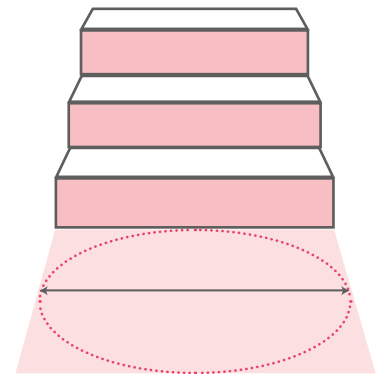


## still not sure it's going to fit?

Consider alternative access points e.g. large windows, the back door, side entrances (no cat flaps though) and give our experts a call to discuss your options. Where there's a will, there's usually a way.

Depending on where you live, we offer a **£29 Access Check service** where we'll come and help you measure up for ultimate peace of mind.

If you have any concerns around delivery/sizing we'd really recommend booking an Access Check, to avoid any disappointment on delivery day.



## and finally...

Our delivery teams are experts in delivering large sofas and will deliver to the room of your choice, unwrap it, put on the feet and cushions and then leave you in peace to sink into your new sofa (they'll take away the packaging to be recycled too!).

Before delivery, please make sure the access points are clear with any heirlooms, pictures or ornaments packed away. If you live somewhere with parking restrictions, please let us know and organise a permit in advance - it'll take us approx 30 minutes to deliver into your room.

Our delivery trucks are fairly big, 7 1/2 tons so if access to your house is limited please let us know. As a rule of thumb, if a rubbish truck can get to you, so can we (we won't empty the bins though). If a smaller vehicle is required then let us know when you place your order.

Nothing makes us happier than a comfy customer. We're always on hand to help, ultimately it is your responsibility to ensure the furniture you've ordered will fit through to your room of choice. Please refer to our terms and conditions and again, if you have any questions or concerns just give us a call on **0800 2300 048** or contact your nearest shop.

## need help?

If you have any questions or would like to speak to someone about any of these options, ask in store or call our Talk Sofas Team on **0800 2300 048**. We're always happy to talk sofas!

**SOFA WORKSHOP**  
our craft, your creation